




PHOTOGRAPHY PORTFOLIO

- Website Uploads
- Graded throughout the year
- Demonstrate progress and experimentation through pro tactics



PHOTOGRAPHY TACTICS TO MASTER...

- Rule of Thirds
- Aperture
- Depth of Field
- Exposure
- ISO
- Shutter Speed



FIRST PHOTOGRAPHY ASSIGNMENT

- Shoot ONE of Each:
 - Model Shot
 - Action Shot
 - Shallow Depth of Field Scenery
- Upload to your Website




**PHOTOGRAPHY EQUIPMENT
TO MASTER...**

- -- Digital Single Lens Reflex Camera



**PHOTOGRAPHY EQUIPMENT
TO MASTER...**








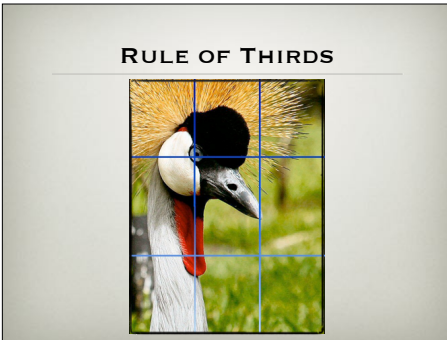
RULE OF THIRDS

Proper Rule of Thirds



RULE OF THIRDS

Proper Rule of Thirds




RULE OF THIRDS

PHOTOGRAPHY TACTICS TO MASTER...

- Small hole – light passes through lens
- Size measured in
 - “f/8” “f/16” “f/5.6”
 - = larger aperture (brighter image, blurred background)
 - = smaller aperture (darker image, sharp background)
- Controls Brightness and
 - DOF = subject in sharp focus, background blurry
 - “Shallow Depth of Field” (f/4.5)
 - “Full Depth of Field” (f/22)





APERTURE

